




DIABETIC & ORTHOPEDIC FOOTWEAR



FOOTWEAR FOR DIABETICS, ORTHOPEDICS,  
PEDORTHICS & PROSTHETICS  
CUSTOM MADE SHOES AND INSOLES  
FOR HARD-TO-FIT PATIENTS  
DRESS, CASUAL & ATHLETIC STYLES

*Apis*

# Apis Footwear

## MANUFACTURER OF MT EMEY FOOTWEAR

Mt Emey Shoe Line covers all aspects of diabetic & orthopedic shoe needs. All shoes are grouped into four distinctive stages to help facilitate the decision-making process on shoe fitting.

Stage 1 covers mild diabetic foot conditions, such as, minor swelling, or diabetic neuropathy

Stage 2 covers moderate diabetic foot conditions, e.g. Lymphedema, bony deformities, e.g. hammer toes or bunion / bunionette.

Stage 3 covers severe deformities such as severe edema or Charco-Marie-Tooth disease, toe amputation

Stage 4 covers custom products or shoe modifications.

### **Stage 1 Diabetic / Orthopedic Shoes Premiere Collection**

Stage 1 premiere collection shoes are designed for early stage diabetic patients who need comfortable yet supportive and aesthetically appealing shoes for different occasions.

These shoes are recommended for patients with little or no deformities in the foot. They feature extended widths, added depth, seamless toe box, removable inserts and strap or lace closure. These shoes are coded under Medicare Shoe Bill PDAC A5500 for diabetic patients. ( \* To qualify for the Shoe Bill a patient must have Diabetic Mellitus ICD-9-CM or ICD-10-CM/PCS, peripheral neuropathy, with callous formation, or diabetic neuropathy, previous amputation, history of previous ulceration as well as compromised vascular disease in the foot.) With extended and reinforced shoe counter, solid EVA outsole materials and soft genuine leather upper,

Apis Stage 1 includes shoes for casual dress and athletic walking shoes. Styles include women's 9205, 9205-L, 9200, 9212, 9214, 9215, 3310, 9306, 9315, 9320, 9321 & 9327. Men's styles include 708-L, 888-V, 9602, 9701, 9603, 9605, 9606, 9606-V and 9608, also include 305, 308 and 309 inserts.

# Apis Footwear

MANUFACTURER OF MT EMEY FOOTWEAR

## **Stage 2 Diabetic / Orthopedic Shoes Comfort Collection**

Stage 2 shoes are designed for diabetic patients who need comfortable and supportive shoes for moderate deformities in the feet. Stage 2 shoes feature extended sizes and widths with over three true widths, duo-depth or triple-depth toe box, seamless lining at the toe and enclosure with straps or laces.

Apis Stage 2 includes shoes for comfort dress, wellness casual or athletic walking and utility for working group. Styles include women's comfort collection 9202, 9301, 9106, 9108, 9306, 9315, Answer2 styles 445, 446, 447, 448 and utility shoes 3401, 3402, 3403 and 3404, men's styles include 801, 802, 7021, 9501, 9502, 502, 9921, 9702, 9704, 9708, 9713, 9703, AM5605, AM5615, 9951, 503, 504, Answer2 styles 551, 552, 553, 554, 557, 558, also include insoles 305, 308 and 309.

## **Stage 3 Diabetic / Orthopedic Shoes Medical Collection**

Stage 3 shoes are the ultimate solution for diabetic patients who can not be fitted with normal off-the-shelf shoes. These shoes are designed to accommodate certain deformities such as severe edema, Charcot or bunion, to provide support and protection. All of the shoes in this category are coded under Medicare PDAC A5500 for diabetic patients. Stage 3 shoes cover over four true widths, double-depth, triple-depth or supra depth toe box with large built-in volume, surgical opening and wound-care protection, all come with seamless lining at the toe, removable insoles, enclosure with straps or laces and extended sizes and widths. Styles include women's medical collection 628-E, 608, 618, 9226, 9301-C, 9301-X, 9301-E, 637, 638, 639, men's styles include 728-E, 708, 718, 511, 502-C, 503-C, 504-C, 502-X, 502-E, 737, 738 and 739, also include insoles 305, 308 and 309.

# Apis Footwear

MANUFACTURER OF MT EMEY FOOTWEAR

## **Apis Stage 4 Custom Shoes And Shoe Modifications**

Stage 4 shoes are custom made or modified to accommodate each individual patient's specific needs. These shoes are made per the casts or digital scan from patient's foot/feet and/or modified by strictly following the doctor's prescription. Custom shoes are approved to be billed under PDAC A5501 and modifications are billable under respective codes. Mt Emey custom shoe program offers styles and materials selections that are not available elsewhere. Customers can choose any style and material that are included in the regular product catalog. The service is offered to accommodate specific patient's needs for footwear that are otherwise cannot be met with stock shoes. These shoes provide case-specific support and protection. All modifications are only applicable to Mt Emey Shoes.

# Table Of Content

## **Women's Premiere Collection**

Casual Dress 9205, 9205-L, 9200, 9320, 9326, 9214, 9212, 9215.....	1 - 3
Casual Walking 9321, 3310, 9306, 9315, 9327, 308.....	3 - 4

## **Women's Comfort Collection**

Casual Dress 9202, 9301, 9302, 9106, 9108, .....	5
---	---

## **Women's Medical Collection**

Bunion & Edema 628-E, 608, 618 .....	7
Accommodator & Charcot 9301-C, 9301-X, 9301-E .....	8
Surgical Opening & Wound Care 9226, 637, 638, 639 .....	9

<b>Answer2 Walking Shoes</b> 445, 446, 447, 448 .....	10
---	----

## **Men's Premiere Collection**

Casual Dress 708-L, 888-V, 9602, 9602-Lycra, 9608, 308.....	12
Walking 9701, 9704, 9713, 9705.....	13 - 14
Casual Boots 9605, 9606, 9606-V, 9603 .....	14
Custom Diabetic Inserts Package.....	15

## **Men's Comfort Collection**

Casual Dress 9501, 9502, 502, 9921 .....	16
Supra Depth Shoes & Boots 801, 802, 7021.....	17
Boots 503, 504, AM5605, AM5615, 9951, 9703-L.....	19
Duo-Depth Athletic Walking 9702, 9708, 9705 .....	20
Utility - Safety Toe, Oil / Slip resistant /Composite Toe 6501, 6506 .....	21
Custom Functional Foot Orthotics .....	21

## **Men's Medical Collection**

Bunion / Edema 728-E, 708, 718.....	22 - 23
Charcot & Accommodator 502-C, 503-C, 504-C, 502-X, 502-E.....	24
Surgical Opening & Wound Care 511, 737, 738, 739.....	25

<b>Answer2 Walking Shoes</b> 551, 552, 553, 554, 558 .....	26
--	----

## **Custom Shoes & Modifications**

Custom Shoes .....	27 - 28
Custom Foot Orthotics & Scanner, Functional Foot Orthotics .....	29- 30
Pre-fab Orthotics & Diabetic Socks .....	31
Ready Made Diabetic Inserts & Blank.....	32
Shoe Modifications .....	33



**Mt. Emey**™

**WOMEN'S PREMIERE  
& COMFORT COLLECTION**



WOMEN'S

# PREMIERE

9205 Black



9205-L Black  
Lycra Elastic Upper



9205 Brown



9205 Ruby



9200 Black



Sizes & Widths:

B/D(M/W): 5 ,5.5 - 10.5, 11

3E(WW): 5 ,5.5 - 10.5, 11

5E(XW): 5 ,5.5 - 10.5, 11

## PREMIERE COLLECTION FEATURES

Genuine leather or mesh with seamless linings  
Added width at toe & extra support at the ankle  
Added depth - 8mm or 5/16" deeper than conventional straight last shoes  
Better accommodation for orthotics, AFO & internal modifications  
Long medial counter to provide support & stability  
Removable inserts for flexible fitting



# WOMEN'S

# PREMIERE

Sizes & Widths:

B/D(M/W): 5 ,5.5 - 10.5, 11

3E(WW): 5 ,5.5 - 10.5, 11

5E(XW): 5 ,5.5 - 10.5, 11

9320 Black



9320 Olive



9320 Burgundy



9320 Grey



9214 Black

Lycra Elastic Upper



9326 Black Expandable Entrance



## PREMIERE COLLECTION FEATURES

- Genuine leather uppers with seamless linings
- Added width at toe & extra support at the ankle
- Added depth - 8mm or 5/16" deeper than conventional last
- Better accommodation for orthotics, AFO & internal modifications
- Long medial counter to provide support & stability
- Removable inserts for flexible fitting



WOMEN'S  
**PREMIERE**

9321 Grey



9321 Black



9212 Taupe



9212 Black



PREMIERE COLLECTION FEATURES

- Genuine leather upper with seamless linings
- Added width at toe & extra support at the ankle
- Added depth - 8mm or 5/16" deeper than conventional last
- Better accommodation for orthotics, AFO & internal modifications
- Long medial counter to provide support & stability
- Removable inserts for flexible fitting

Sizes & Widths:

B/D(M/W): 5 ,5.5 - 10.5, 11

3E(WW): 5 ,5.5 - 10.5, 11

5E(XW): 5 ,5.5 - 10.5, 11

9215 Black 5" Boots



## WOMEN'S

## PREMIERE COLLECTION



9327 Grey

Knitted Walking Added Depth

Sizes & Widths: 9327

B/D(M/W): 5, 5.5 - 10.5, 11

3E(WW): 5, 5.5 - 10.5, 11

5E(XW): 5, 5.5 - 10.5, 11

9306 Mesh Walking



3310 Black



9315 Mesh Walking Hightop



Sizes & Widths: 9306, 9315, 3310

D/W: 5, 5.5 - 11.5, 12

3E(WW): 5, 5.5 - 11.5, 12

5E(XW): 5, 5.5 - 11.5, 12

308 Diabetic Inserts - A5512



### COMFORT COLLECTION FEATURES

Added / Double depth

Combination last

Removable inserts

Extended firm heel counter

HD EVA outsole for easy modification

Great for AFOs and braces

# WOMEN'S COMFORT COLLECTION

9301 Black



9302 Black



9106 Black



9108 Black



## Sizes & Widths:

AA: 4.5, 5 - 11, 12  
B: 4.5 - 10.5, 11 - 15  
D: 4.5 - 10.5, 11 - 15  
3E: 4.5 - 10.5, 11 - 15  
5E: 5 - 10.5, 11 - 15  
7E: 5 - 10.5, 11 - 15

## COMFORT COLLECTION FEATURES

Double / Triple depth  
Combination last  
Removable inserts  
Extended firm heel counter  
HD EVA outsole for easy modification  
Great for AFOs and braces

9202 Black



## 9202 Sizes & Widths:

B: 4.5 - 10.5, 11 - 15  
D: 4.5 - 10.5, 11 - 15  
3E: 4.5 - 10.5, 11 - 15  
5E: 5 - 10.5, 11 - 15  
7E: 5 - 10.5, 11 - 15

**WOMEN'S**  
Accommodative &  
Protective  
**Medical**  
**Collection**

FOR HARD-TO-FIT PATIENTS

9301-E



9301-C



628-E



**WOMEN'S**  
**MEDICAL COLLECTION**

**HARD-TO-FIT**

Accommodative & Protective Footwear



**BUNION/EDEMA**

628-E Black

**Sizes: 4.5, 5 - 10.5, 11 - 15**  
**Widths: B, D, 3E, 5E, 10E, 14E**

Cut-off flex area on medial/lateral sides for more bunion relief  
Padded foam collar reduces friction at the ankle  
Reflex the leather counter to reduce Achilles pressure



618 Black



608 Black

**Size: 4.5 - 10.5, 11 - 15**  
**Width: B, D, 3E, 5E**

These shoes are specially designed for the difficult-to-fit foot or one with larger orthotic needs. This category offers a variety of closures for ease of fit adjustability, to accommodate mild or severe foot deformities, such as, charcot, foot trauma, hammer toes, bunion, diabetes, R.A, edema. Our goal is to give the most comfort, no matter what the medical needs are.

628-E and 728-E are specially designed to accommodate severe bunion/bunionette and edema with built-in foam collar and flex area on medial and lateral sides. The uppers are made of genuine leather and elastic fabric material to allow more flexibility.  
U.S patented design.

# WOMEN'S MEDICAL COLLECTION

9301-C Charcot Last Black



**Size: 5 - 10.5, 11- 15**  
**Width: B, D, 3E, 5E, 7E**

Seamless design, dual depth  
HD EVA Sole, easy to modify  
Mismatches 9301 or 9301-X  
Eliminating split-sole, great for Gauntlets

# HARD-TO-FIT

Accommodative & Protective Footwear



9301-X Accommodator Black



9301-E Accommodator Black  
Padded Collar



9301-E has heel counter cushioned with expandable elastic foam/fabric, designed for sensitive ankle/instep severe edema, comes in 10E, 14E, the widths available for all other style as modification orders.

Supra-depth edema last  
Semi-surgical opening  
Built-in huge volume/space  
Mismatches 9301 or 9301-C  
fits up to 25" ankle girth

**Size: 5, 5.5 - 10.5, 11 - 15**  
**Width: 10E, 14E**

**WOMEN'S**  
**MEDICAL COLLECTION**

**HARD-TO-FIT**

Accommodative & Protective Footwear

637



**Wound Care / Post-op Selection**

Sizes & Widths

M: 5,5.5-11.5,12-15

W: 5,5.5-11.5,12-15

XW: 5,5.5-11.5,12-15

- Leather strap
- Stretchable Lycra vamps for Edema
- Accommodate Bunion, Hammer Toe
- Solid EVA outsole for easy modification

638



639



9226 Surgical Opening



Genuine Leather Uppers & Lining  
Ideal for fused ankle joints or AFO

**Sizes & Widths:**

**D: 5 - 12.5, 13 - 15**

**3E: 5 - 12.5, 13 - 15**

**5E: 5 - 12.5, 13 - 15**

## WOMEN'S

### ANSWER2



447-1 Black



447-3 White



448-1 Black



448-3 White



445-1 Black



446-1 Black



- Genuine leather upper
- Double-depth to accommodate AFO's, KAFO's, and foot orthotics
- Semi-surgical opening with reinforced counter (447, 448)
- Solid EVA outsole for easy modification
- Perfect for UCBLs, AFOs, Foot Orthotics
- Provide superior support & stability

**Width: Medium (B); Wide (E); Extra Wide (EEE)**

**Size: 5, 5.5 - 10.5, 11**





**Mt. Emery**

# MEN'S FOOTWEAR

DIABETIC &  
ORTHOPEDIC

# MEN'S PREMIERE

888-V Black



708-L Black



9602 Brown



9602 Black Lycra



9608 Black



## Sizes & Widths:

D/2E(M/W): 7, 7.5 - 12.5, 13-15

4E(XW): 7, 7.5 - 12.5, 13-15

6E(XXW): 7, 7.5 - 12.5, 13-15

308

## PREMIERE COLLECTION FEATURES

- Genuine leather uppers with seamless lining
- Added width at toe & extra support at the ankle
- Added depth - 8mm or 5/16" deeper than conventional last
- Better accommodation for orthotics, AFO & internal modification
- Long medial counter to provide support & stability
- Removable inserts & sleeve for flexible fitting



**MEN'S**

**PREMIERE**

9701 Sizes & Widths:

D/2E(M/W): 7, 7.5 - 12.5, 13-15

4E(XW): 7, 7.5 - 12.5, 13-15

6E(XXW): 7, 7.5 - 12.5, 13-15

9701-1V Black



9701-1L Black



9701-3V White/Silver



9701-3L White/Silver



9701-5V White/Grey



9701-5L White/Grey



9704 Black



9704 - V - Black



9713 Black



9704 Grey



9704 - V - Grey



97 Series: Widths: D/2E(M/W); 4E(XW), 6E(XXW), 9E Sizes:7, 7.5 - 11.5, 12-17

## MEN'S

# PREMIERE

9605 Black



9605 Tan



9606 Lace Black



9606-V Velcro W/ Medial Zipper



### Sizes & Widths:

D/2E(M/W): 7, 7.5 - 11.5, 12-15

4E(XW): 7, 7.5 - 11.5, 12-15

6E(XXW): 7, 7.5 - 11.5, 12-15

9603 Chucka Boots Brown



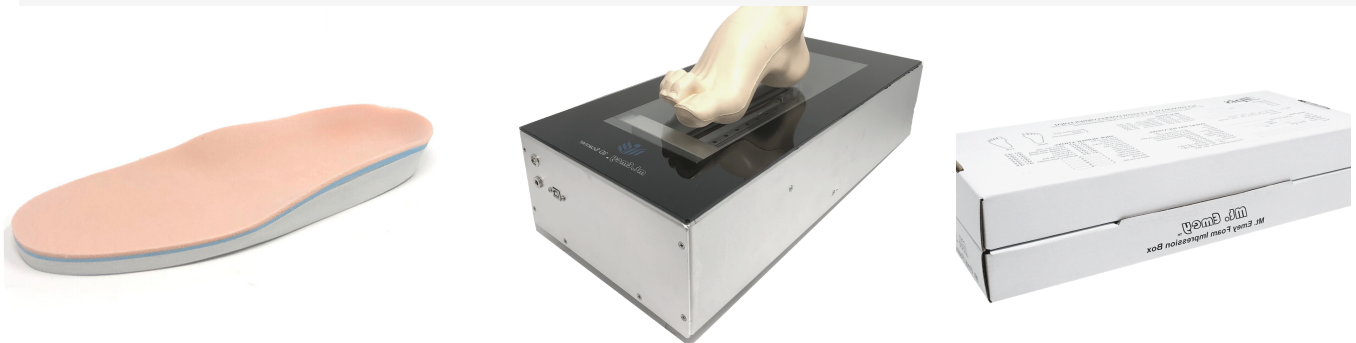
### PREMIERE COLLECTION FEATURES

- Genuine leather uppers with seamless lining
- Added width at toe & extra support at the ankle
- Added depth - 8mm or 5/16" deeper than conventional last
- Better accommodation for foot orthotics & AFO
- Long medial counter to provide support & stability
- Removable inserts for flexible fitting

# CUSTOM DIABETIC INSERTS PACKAGE

Order custom diabetic inserts (A5514)  
with diabetic shoes in Premiere  
Collection to save even more

FREE IMPRESSION BOX  
FREE 3D SCANNER



# MEN'S COMFORT

9501 Black



9502 Black



502 Black



502 Brown



- Genuine leather upper & lining
- Double Depth toe box
- Seamless lining to reduce friction
- Extended strong medial & lateral counter
- High Density solid EVA outsole
- Removable inserts

9501, 9502, 502

Sizes & Widths:

D: 5 - 11.5, 12 - 18

2E: 5 - 11.5, 12 - 18

4E: 6 - 11.5, 12 - 20

6E: 7 - 11.5, 12 - 20

9E: 7 - 11.5, 12 - 20

9921 Black



9921 Brown



9921 Sizes & Widths:

D: 5 - 11.5, 12 - 18

4E: 6 - 11.5, 12 - 20

6E: 7 - 11.5, 12 - 20

**MEN'S**

**COMFORT**

**SUPRA DEPTH CASUAL**

Genuine leather upper & lining  
Supra (triple) depth  
Extended strong medial & lateral counter  
High Density solid EVA outsole  
3 layers of removable inserts

Sizes & Widths:  
D: 6 - 11.5, 12 - 17  
4E: 6 - 11.5, 12 - 20  
6E: 7 - 11.5, 12 - 20  
9E: 7 - 11.5, 12 - 20

801 Black



801 Brown



802 Black



802 Brown



7021 Black



Sizes & Widths:  
D: 5 - 11.5, 12 - 18  
2E: 5 - 11.5, 12 - 18  
4E: 6 - 11.5, 12 - 20  
6E: 7 - 11.5, 12 - 20



**9703 Hiking Boots**  
**Widths: D, 4E, 6E, 9E**  
**Sizes: 7,7.5 - 11.5, 12 - 17**



Double depth lace walking shoes  
Removable inserts with sleeve underneath  
High density Durable injected Rubber/EVA outsole  
Elongated and reinforced medial & lateral counters  
Breathable knitted uppers & Fabric lining



**MEN'S**

**COMFORT**

503 Black 8" Boots  
Supra Depth



AM5605 6" Boots Black



9951 6" Boots Black



9703-2L Hiking Boots



**CASUAL BOOTS**

504 Black 8" Boots  
Supra Depth / Medial Zipper



Sizes & Widths:  
D: 5 - 11.5, 12 - 17  
2E: 5 - 11.5, 12 - 17  
4E: 6 - 11.5, 12 - 17  
6E: 7 - 11.5, 12 - 17  
9E: 7 - 11.5, 12 - 17

AM5615 6" Boots Black

Adventure Boots  
Widths: D/W, 4E/XW, 6E/XXW  
Sizes: 7, 7.5 - 12.5, 13 - 15



9951 6" Boots Brown

Widths: D, 4E, 6E  
Sizes: 5, 5.5 - 11.5, 12 - 20



Genuine leather upper & lining  
Double or Supra (triple) depth  
Extended strong medial & lateral counter  
High Density solid EVA outsole  
Removable inserts

Widths: D, 4E, 6E, 9E  
Sizes: 7, 7.5 - 11.5, 12 - 17

**MEN'S**  
**COMFORT**

9702 Breathable Mesh Walking  
Widths: D, 4E, 6E, 9E  
Sizes: 7,7.5 - 11.5, 12 - 17

9702-1V



9702-3V



9702-1L



9702-3L



9708-Black



9708- White



9708-Brown



9705- Black



Double depth  
Removable inserts with sleeve underneath  
High density Durable injected Rubber/EVA outsole  
Elongated and reinforced medial & lateral counters  
Genuine Leather & breathable Mesh uppers & Fabric lining

9705/9708 Breathable Walking  
Widths: D, 4E, 6E, 9E  
Sizes: 7,7.5 - 12.5, 13 - 17

**MEN'S**

# COMFORT

6506 Composite Toe Boots  
With Medial Zipper



6501 Safety Composite Toe Shoe



## Men's Utility Shoes

### 6501 / 6506 Composite Toe Utility

- Double depth composite toe work boots / shoes
- Removable inserts with sleeve underneath
- High density durable injected Rubber outsole
- Elongated and reinforced medial & lateral counters
- Genuine Leather & breathable fabric uppers & lining

#### 6501/6506

Sizes & Widths:

D: 6,6.5-11.5,12-15

4E: 6,6.5-11.5,12-15

6E: 6,6.5-11.5,12-15

## Custom Made Functional Foot Orthotics

### 523 / 533 ( UCBL / HARD SHELL FUNCTIONALS)

Best for standing, walking & running; Dress & Sports; Comfort all day long!

FINE QUALITY MATERIALS  
CHOICE OF DIFFERENT MATERIALS  
ONE-WEEK TURN AROUND  
ALWAYS POSITIVELY MOLDED  
FIT GUARANTEE PROGRAM  
FREE IMPRESSION BOXES



# MEN'S

Accommodative &  
Protective

# Medical Collection

FOR HARD-TO-FIT PATIENTS

502-E



511



728-E



# MEN'S MEDICAL COLLECTION

## BUNION/EDEMA

728-E Black



## HARD-TO-FIT

Accommodative & Protective Footwear

Widths & Sizes:

D: 5, 5.5-11.5, 12-17

4E: 5, 5.5-11.5, 12-17

6E/10E/14E: 5, 5.5 - 11.5, 12-17



Cut-off flex area on medial/lateral sides for more bunion relief  
Padded foam collar reduces friction at the ankle  
Reflex the leather counter to reduce Achilles pressure



708 Black



718 Black

D: 5, 5.5-11.5, 12-17

4E: 5, 5.5-11.5, 12-17

6E: 5, 5.5-11.5, 12-17

These shoes are specially designed for the difficult-to-fit foot or one with larger orthotic needs. This category offers a variety of closures for ease of fit adjustability, to accommodate mild or severe foot deformities, such as, charcot, foot trauma, hammer toes, bunion, diabetes, R.A, edema. Our goal is to give the most comfort, no matter what the medical needs are.

628-E and 728-E are specially designed to accommodate severe bunion/bunionette and edema with built-in foam collar and flex area on medial and lateral sides. The uppers are made of genuine leather and elastic fabric material to allow more flexibility.

U.S patented design.

**MEN'S**  
**MEDICAL COLLECTION**

**HARD-TO-FIT**

Accommodative & Protective Footwear

502-C Black



**CHARCOT LAST**

502-C, 503-C, 504-C

Widths & Sizes:

D: 5, 5.5-11.5, 12-17

2E: 5, 5.5-11.5, 12-17

4E: 5, 5.5-11.5, 12-17

6E: 5, 5.6-11.5, 12-17

9E: 5, 5.6-11.5, 12-17

503-C Black



504-C Black



**The accommodator 502-X / 502-E**

Extra supra-depth to accommodate very severe edema/swollen feet

502-X



502-E



10E: 5, 5.5 -11.5, 12-18

14E: 5, 5.5 -11.5, 12-18

- Supra-depth
- Semi-surgical opening
- Built-in huge volume/space
- Mismatches 502 or 502-C
- Fits up to 25" ankle

502-E offers heel counter cushioned with expandable elastic foam/fabric, designed for sensitive ankle/instep, severe edema, comes in 10E, 14E, the widths available for all other style as modification orders.

**MEN'S**  
**MEDICAL COLLECTION**

**HARD-TO-FIT**

Accommodative & Protective Footwear

737



**Wound Care / Post-op Selection**

Sizes & Widths

M: 5,5.5-11.5,12-15

W: 5,5.5-11.5,12-15

XW: 5,5.5-11.5,12-15

- Leather strap
- Stretchable Lycra vamps for Edema
- Accommodate Bunion, Hammer Toe
- Solid EVA outsole for easy modification

738



739



511 Surgical Opening



Genuine Leather Uppers & Lining  
Ideal for fused ankle joints or AFO

**Sizes & Widths:**

**D/M: 5 - 11.5, 12 - 15**

**4E/XW: 5 - 11.5, 12 - 15**

**6E/XXW: 5 - 11.5, 12 - 15**

## MEN'S ANSWER2 ATHLETIC WALKING

**ANSWER<sup>2</sup>**<sup>™</sup>

**Sizes: 6, 6.5-12.5, 13 - 15**  
**Widths: M/D; W/2E; XW/4E**

- Genuine leather upper
- Double depth last
- Semi-surgical
- Reinforced counter
- Solid EVA outsole for easy modification
- Perfect for UCBLs, AFOs and braces

554-3



554-1



554-3V



553-1



558-3



558-1



## **Stability Boots - Broad Entrance**

552-1



551-1







*Mt. Emey*™

# CUSTOM PROGRAM SHOES & INSOLES

PERFECT COMBINATION  
OF QUALITY & VALUE



# CUSTOM SHOES

## WHY CHOOSE APIS FOR YOUR CUSTOM SHOE NEEDS?

Risk-free program, guaranteed fit  
One price for any modification  
Any style and materials offered in the catalog  
Over 70 styles to choose from

Heel Lift  
Fore Foot Rocker  
Bevel Heel  
SACH Heel  
Buttresses  
Stabilizer  
Rigid Sole  
Semi-rigid Sole  
Heavy Duty Rubber Outsole  
3/4 Length Steel Shank  
Full Length Steel Shank  
Semi-surgical  
Surgical Opening  
Composite Toe Box  
Thermo-lining  
Padded Tongue or Collar  
Leather Lining  
... More



**No Additional Charge, Period!**  
**PDAC-A5501 Code Qualified**

\* Over-sized pricing may apply, call for details

*NO-risk fit guaranteed program*

## **CUSTOM MOLDED INSOLES FOR DIABETICS**



**FREE 3D SCANNER  
FOR CUSTOM INSOLES & SHOES\***

## **3D SCANNING PROGRAM**

\* Qualified customers only

# CUSTOM MADE FUNCTIONAL FOOT ORTHOTICS



523 FULL LENGTH



UCBL

**FREE 3D SCANNER\* OR  
FREE IMPRESSION BOX WITH EACH ORDER**

\* Qualified customers only

**ALWAYS WITH FIT GUARANTEE**

**QUALITY AND VALUE**



523 3/4 Length



L-5000 Toe Filler

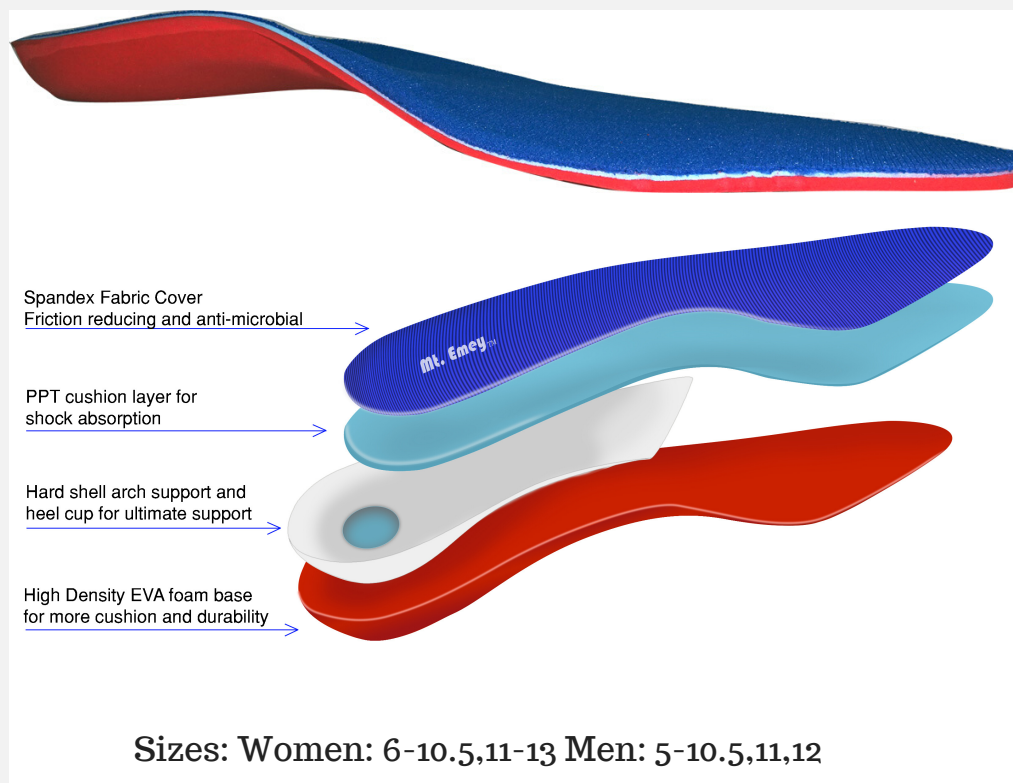
# MT EMEY BAMBOO DIABETIC SOCKS

Made from finest Bamboo yarn to eliminate moisture and support cool, dry feet. Features include moisture wicking, antibacterial, hypoallergenic, durable and sustainable. Protect your feet with these comfortable non-binding socks this winter with confidence



## Mt Emey Pre-Fab Orthotics

Mt Emey OTS foot orthotics provides the ultimate support and comfort for patients while simultaneously yielding the highest profit margin for practitioners. It offers built-in arch support and heel pad for heightened support, tri-lam layer cushioning with EVA base for unique comfort and durability.



# INSERTS & ORTHOTICS BLANKS

308



308 / 305 Insert (men & women)  
1/8" thickness Thermozote cover;  
1/4" thickness heat-moldable close-cell EVA base comes in white, or blue, or green color

## Reference Table

Accommodative Inserts (A5512)									
Item#	Gender	Styles							
308/92	Lady's	9202							
308/91	Lady's	9106	9108						
308/93	Lady's	9301	9302	608	618	628-e	9205	9306	9315
		3310	9320	9321	9327	3401	3402	3403	3404
		445	446	447	448				
308	Men's	9501	9502	502	7021	708	718	728-e	9921
		9951	AM5605	Am5615	6501	6506	503	504	801
		802	9701	9702	9703	9704	9708	9713	4401
		4402	4403	4404	551	552	553	554	558
305	Lady's	9301-C	9301-X	9301-E	502-C	502-E	502-X	503-C	504-C

For diabetics only, multiple density insert, direct formed, molded to foot after external heat source of about 230F or higher, total contact with foot, including arch, base layer min. of 1/4" material of Shore A35 durometer or 3/16" material of Shore A 40 (or higher).

## Orthotics Blanks

### 431-Blanks



Top: 3/16" Thermozote Mid-layer:  
1/8" PPT/EVA 30 - 35 Shore A  
Base: 1/4" close cell EVA in 50 - 55  
Shore A, tapered to toe 1/8"

### 431-E Blanks


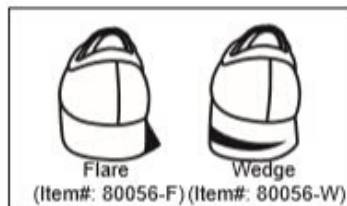






Mid-layer: 1/8" PPT/EVA 30 - 35 Shore A Arch:  
Semi-oval crescent shape EVA in 35 - 45  
Shore A tapered to lateral Base: 1/4" close cell  
EVA in 50 - 55 Shore A, tapered to toe 1/8"

Blanks No.	Actual Sizes	Arch Size	Fit Shoe Sizes & Widths
X - Small	L11"x W5"	L4.5"x W2.5"x H3/8"	Sizes 3 - 4.5 / Widths AA - 14E
Small	L12"x W5.5"	L5" x W2.5"x H7/16"	Sizes 5 - 7.5 / Widths AA - 14E
Medium	L13"x W6"	L5.25" x W2.75"x H1/2"	Sizes 8 - 10.5 / Widths AA - 14E
Large	L14"x W6"	L5.7" x W3"x H5/8"	Sizes 11 - 13 / Widths AA - 14E
X - large	L15"x W6.5"	L6" x W3.25"x H11/16"	Sizes 14 - 17 / Widths AA - 14E
XX - Large	L16"x W7"	L6.5" x W3.5"x H3/4"	Sizes 18 - 20 / Widths AA - 14E

# Shoe Modifications

Pick any style from the catalog and we will modify the shoes for you; One low price for each modification.



One-stop service station for all shoe mods and accommodations!



*Apis*

**WALK IN STYLE,  
COMFORT AS ALWAYS!**



10932 Klingerman St. Unit B, South El Monte, CA 91733  
6900 Riverport Drive, Unit C, Louisville, KY 40258  
Tel: 888-937-2747 Fax: 888-990-2245